



# Contents

✓*		This Book	Theory	Performance	Technic
—	Saturday Night Boogie . . . . .	<i>boogie bass</i> . . . . .	4	2	2
—	<b>Relative Minor Scales</b> . . . . .	<i>natural, harmonic, melodic</i> . . . . .	6	4	4
		<i>minor key signatures</i> . . . . .	7	5	
—	Arctic Adventure . . . . .		8		
—	Ocean Waves . . . . .		9		
—	<b>Major and Minor Triads</b> . . . . .		10	6	5
—	Major-Minor Bop . . . . .	$\phi$ . . . . .	11		
—	Primary Chords in A Minor . . . . .	<i>i, iv, V7</i> . . . . .	12	7	6
—	March . . . . .				
—	Prelude in A Minor . . . . .		13		
—	Down in the Valley . . . . .	<i>broken chord bass (1st style)</i> . . . . .	14	8	10
—	On Top of Old Smoky . . . . .		15	9	11
—	D Minor Scale . . . . .	<i>primary chords in D minor</i> . . . . .	16	10	12
—	The Minstrel's Song . . . . .		17	11	9
—	<b>Triads and Inversions</b> . . . . .		18	12	14
—	Reveille . . . . .		19		
—	Royal Procession . . . . .	<i>ternary form</i> . . . . .	20	13	11
—	Triplet Rhythm . . . . .	 . . . . .	22	14	16
—	March of the Triplets . . . . .	<i>ff, pp</i> . . . . .	23		
—	Spanish Serenade . . . . .		24	15	13
—	Field Day . . . . .	<i>broken chord bass (2nd style)</i> . . . . .	26	16	18
—	Gypsy Dance . . . . .		27		
—	8th (Octave) . . . . .	<i>8th (octave)</i> . . . . .	28	17	20
—	The Can-Can . . . . .		29		
—	Viennese Waltz . . . . .	<i>waltz bass</i> . . . . .	30	18	22
—	German Folk Song . . . . .		31		
—	The Stars and Stripes Forever . . . . .	<i>Alberti bass</i> . . . . .	32		23
—	<b>The Chromatic Scale</b> . . . . .		34	19	24
—	Storm at Midnight . . . . .		35		
—	Entry of the Gladiators . . . . .	<i>binary form</i> . . . . .	36		19
—	<b>The Order of Flats</b> . . . . .	<i>Major flat key signatures</i> . . . . .	38	20	
—	<b>Group 3 Keys</b> . . . . .	<i>D<sup>b</sup>, A<sup>b</sup>, E<sup>b</sup></i> . . . . .	39	23	
—	D <sup>b</sup> Major Scale . . . . .	<i>primary chords in D<sup>b</sup></i> . . . . .	40	24	26
—	Latin Serenade . . . . .		41	25	
—	Jacob's Ladder . . . . .		42	26	21
—	Prelude in D <sup>b</sup> Major . . . . .		43	27	
—	A <sup>b</sup> Major Scale . . . . .	<i>primary chords in A<sup>b</sup></i> . . . . .	44	28	28
—	Three-Quarter Time . . . . .		45		
—	Red River Valley . . . . .		46	29	23
—	Swingin' Rhythm . . . . .		47		
—	E <sup>b</sup> Major Scale . . . . .	<i>primary chords in E<sup>b</sup></i> . . . . .	48	30	30
—	Evening Hymn . . . . .		49		
—	Song of Spring . . . . .		50	31	25
—	Aria . . . . .		51		
—	Für Elise . . . . .		52	32	32
—	<b>Music Review</b> . . . . .		54		28
—	<b>Certificate of Achievement</b> . . . . .		55		

\*To reinforce the feeling of achievement, the teacher or student may put a ✓ when the page has been mastered.



# Audio Recordings and more!

Your User License Code:

If necessary, tap the Home page shopping cart to enter your code.

## All in one ebook—on your computer, tablet, or phone!



On a computer, download the software at [www.kjos.com/ips](http://www.kjos.com/ips). Open the software, then follow the on-screen instructions. Use your 16-digit User License Code found in the yellow box.



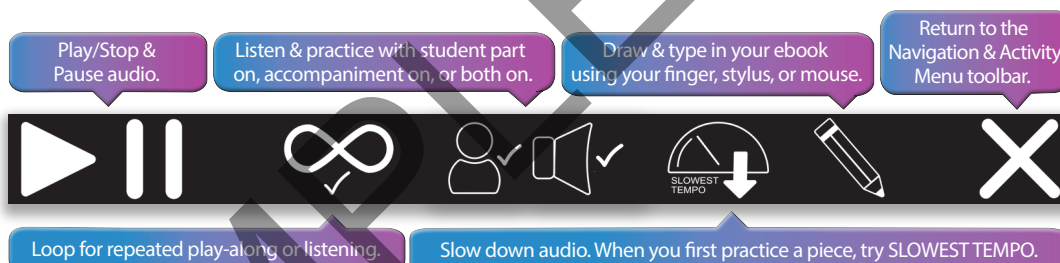
On a phone or tablet, download and open the **Kjos INTERACTIVE Practice Studio™** app. Follow the on-screen instructions. Use your 16-digit User License Code found in the yellow box.

Open your **INTERACTIVE Practice Studio** ebook and begin enjoying its many features by tapping the flashing ebook-page icons.



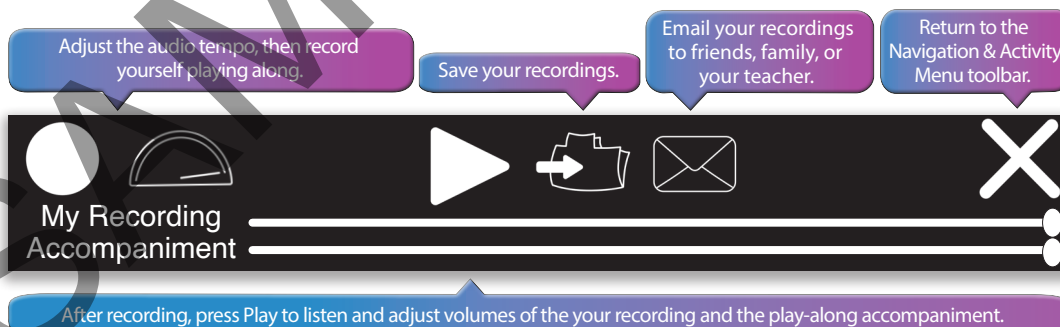
### Play-along Recordings

—Clicking a flashing speaker changes the black toolbar so you can control the recordings to fit your needs.



### Personal Studio

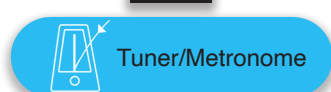
—Clicking the flashing microphone allows you to create recordings of your playing that you can save and share.



Tap these icons in the control panel at the bottom of the screen for even more tools.



Clicking the up-arrow reveals the *Activity Menu*:



Tuner/Metronome

Helps you keep a steady pulse as you practice; guides electronic keyboard tuning.



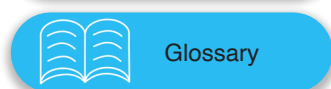
Media List

Downloadable audio for playback on other devices.



My Recordings

Saved recordings for playback and sharing.



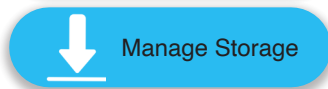
Glossary

Definitions of new terms used in the book.



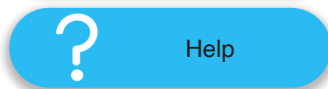
Flash Cards

Tools for study of new terms.



Manage Storage

Downloadable content for **IPS** use with no internet.



Help

Answers to common **IPS** questions. If you need more help, go to [www.kjos.com/ips](http://www.kjos.com/ips) and click **FEEDBACK/SUPPORT**.

Audio recordings are also available in the **Kjos MULTIMEDIA LIBRARY** at [www.kjos.com](http://www.kjos.com).





For more than seven decades collectively, Lori, Lisa, Jane, and James Bastien have authored over 500 publications that have taught millions of students worldwide how to play the piano.

The Bastien family displays excellence through their own love for music and teaching. In the words of Jane Bastien, "Teach every student as if they were your very best one."

**ENHANCED**



**Audio Recordings  
and more...  
all in one ebook!**

Access the **BASTIEN® PIANO BASICS** play-along recordings, recording studio, interactive flashcards, metronome, and more on your computer, tablet, or phone—all through the power of the **Kjos INTERACTIVE Practice Studio™**.

- Perform with other musicians on every exercise. Resize music and controls to fit your needs.
- Slow down accompaniments to develop solid technique.
- Open the recording studio to track, mix, store, and share your performances.
- Draw and type in your ebook using your finger, stylus, or mouse, then save the work.
- Flip through the flashcards to brush up on terminology.
- Use the built-in metronome each time you practice.

Learning with **BASTIEN® PIANO BASICS** has never been so fun and fulfilling!



The play-along recordings are also available in the **Kjos MULTIMEDIA LIBRARY** at [www.kjos.com](http://www.kjos.com).



PWP203



**Neil A. Kjos Music Company**  
San Diego, California  
[www.kjos.com](http://www.kjos.com)

NN2525P