





# Contents


## Theory & Technic This Book

✓ *			
—	Sitting at the Piano	<i>hand position</i>	4
—	Finger Numbers	<i>L.H., R.H.</i>	5 2
—	Black Keys		6 4
—	Low and High		7 6
—	<b>Pre-staff Notation</b>		8 8
—	<b>Rhythm in Music</b>		
—	Two Black Cats		
—	Marching Song		9 9
—	Rain, Rain	<i>white keys</i>	10 10
—	Jumping Frogs		11 11
—	Clouds		12 14
—	Halloween		13
—	On the Swing		14
—	Whole Note		15 15
—	Mary's Lamb		
—	Snow in Winter		16 16
—	Ducks on the Pond		17
—	<b>Middle C Position</b>		18 17
—	Old MacDonald		
—	At the Zoo		20 18
—	On the Merry-Go-Round		21 19
—	Turtles	$\frac{2}{4}$	22 20
—	Jack and Jill		23
—	My Pet	$\frac{3}{4}$	24 21

## Theory & Technic This Book

✓ *			
—	The Bell Tower		25
—	Seagulls	$\frac{4}{4}$	26 22
—	At the Circus		27 23
—	Stepping Up and Down	<i>steps</i>	28 24
—	Hide and Seek		29 26
—	Hot Air Balloon	<i>repeated notes</i>	30 27
—	Pat-a-Cake		31
—	Boat Ride		32 28
—	Jogging Dog		33
—	Night Owl		34 29
—	Pirates!		35
—	Baseball Game		36 30
—	My Hobbyhorse		37
—	Jack Be Nimble	<i>skips</i>	38 31
—	Yankee Doodle		39 32
—	Thanksgiving Holiday		40 33
—	Autumn Leaves		41
—	Our Snowman		42 34
—	Christmas Trees		43 35
—	Jolly Old Saint Nicholas		44 36
—	<b>Review</b>		46 37
—	Staff Paper		47
—	<b>Certificate of Achievement</b>		48

\*To reinforce the feeling of achievement, the teacher or student may put a ✓ when the page has been mastered.



# Audio Recordings and more!

## All in one ebook—on your computer, tablet, or phone!

Your User License Code:

If necessary, tap the Home page shopping cart to enter your code.



Download the software at  
[www.kjos.com/ips](http://www.kjos.com/ips)

On a computer, download the software at [www.kjos.com/ips](http://www.kjos.com/ips). Open the software, then follow the on-screen instructions. Use your 16-digit User License Code found in the yellow box.



Download on the  
**App Store**



GET IT ON  
**Google Play**

On a phone or tablet, download and open the **Kjos INTERACTIVE Practice Studio™** app. Follow the on-screen instructions. Use your 16-digit User License Code found in the yellow box.

Open your **INTERACTIVE Practice Studio** ebook and begin enjoying its many features by tapping the flashing ebook-page icons.



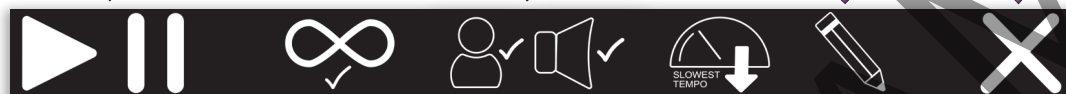
**Play-along Recordings**—Clicking a flashing speaker changes the black toolbar so you can control the recordings to fit your needs.

Play/Stop & Pause audio.

Listen & practice with student part on, accompaniment on, or both on.

Draw & type in your ebook using your finger, stylus, or mouse.

Return to the Navigation & Activity Menu toolbar.



Loop for repeated play-along or listening.

Slow down audio. When you first practice a piece, try **SLOWEST TEMPO**.



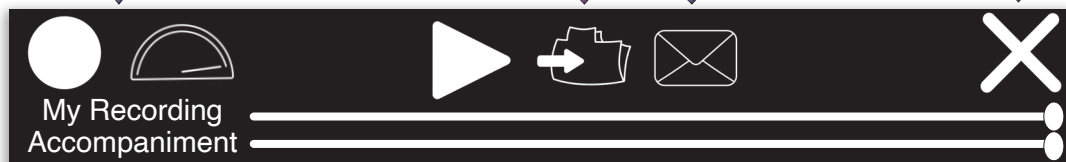
**Personal Studio**—Clicking the flashing microphone allows you to create recordings of your playing that you can save and share.

Adjust the audio tempo, then record yourself playing along.

Save your recordings.

Email your recordings to friends, family, or your teacher.

Return to the Navigation & Activity Menu toolbar.



After recording, press Play to listen and adjust volumes of the your recording and the play-along accompaniment.

Tap these icons in the control panel at the bottom of the screen for even more tools.



Clicking the up-arrow reveals the *Activity Menu*:



Tuner/Metronome

Helps you keep a steady pulse as you practice; guides electronic keyboard tuning.



Media List

Downloadable audio for playback on other devices.



My Recordings

Saved recordings for playback and sharing.



Glossary

Definitions of new terms used in the book.



Flash Cards

Tools for study of new terms.



Manage Storage

Downloadable content for **IPS** use with no internet.



Help

Answers to common **IPS** questions. If you need more help, go to [www.kjos.com/ips](http://www.kjos.com/ips) and click **FEEDBACK/SUPPORT**.

Audio recordings are also available in the **Kjos MULTIMEDIA LIBRARY** at [www.kjos.com](http://www.kjos.com).






For more than seven decades collectively, Lori, Lisa, Jane, and James Bastien have authored over 500 publications that have taught millions of students worldwide how to play the piano.

The Bastien family displays excellence through their own love for music and teaching. In the words of Jane Bastien, "Teach every student as if they were your very best one."

**ENHANCED**



**Audio Recordings  
and more...  
all in one ebook!**

Access the **BASTIEN® PIANO BASICS** play-along recordings, recording studio, interactive flashcards, metronome, and more on your computer, tablet, or phone—all through the power of the **Kjos INTERACTIVE Practice Studio™**.

- Perform with other musicians on every exercise. Resize music and controls to fit your needs.
- Slow down accompaniments to develop solid technique.
- Open the recording studio to track, mix, store, and share your performances.
- Draw and type in your ebook using your finger, stylus, or mouse, then save the work.
- Flip through the flashcards to brush up on terminology.
- Use the built-in metronome each time you practice.

Learning with **BASTIEN® PIANO BASICS** has never been so fun and fulfilling!



The play-along recordings are also available in the Kjos MULTIMEDIA LIBRARY at [www.kjos.com](http://www.kjos.com).



PWP230



**Neil A. Kjos Music Company**  
San Diego, California  
[www.kjos.com](http://www.kjos.com)

NN2525P